



Direct Vent Luxury Fireplace Systems

MAJESTIC 

## Cameo & Onyx Direct Vent

Nothing invites or delights like the dancing flames of a fire and, in homes today, we've been inspired to include this warmth in our bedrooms and bathrooms as well as our family rooms and studies. Create the beauty of a hearth in your home and you'll enjoy the inspiring warmth of the fire inside.

With up to an incredible 902 square inches of viewing area and up to 34,000 BTU's, the Cameo 500 and 600 and Onyx 500 direct vent fireplaces from Majestic will become the center of your home. Available in a variety of sizes to suit any design requirements, the Cameo 500 and 600 can be customized to suit your personal taste.

Choose from multiple trim options, louver finishes, firebrick choices and even multiple decorative front frames or fire screen doors to create your custom look inspired by your home's décor. Bring the ambient warmth of the fire inside: warm up to a Cameo or Onyx direct vent fireplace from Majestic.



The Cameo direct vent fireplace (DVM)

Give people a place to gather - make fire the focal point of your room again with these luxury fireplace systems from Majestic.



The Onyx direct vent fireplace (DVML)



The Onyx direct vent fireplace (DVML)

## 500DVH Direct Vent Gas Fireplace

This 21 inch deep direct vent fireplace will make a big impact in any room with a selection of designer facings and optional Tavern Brown or Cottage Red firebrick. A standard ceramic glass front offers a large 731 square inch viewing area and its 85% efficiency rating from CSA makes it an ideal heat source. With a Limited Lifetime Warranty and deluxe illustrated control panel, the 500DVH from Majestic combines simple operation with design sophistication.



500DVH Direct Vent Gas Fireplace

## STANDARD FEATURES FOR BOTH DVM Cameo/DVML Onyx:

- Glowing ceramic fiber logs featuring a Natural Blaze burner with random dancing flames and large ember bed
- Natural or propane field convertible
- Flexible connector with On/Off valve included
- Approved for installation with Simpson Dura Vent, Selkirk Metalbestos or Metal Fab direct vent chimney
- Includes 15' of preinstalled millivolt wire with wall switch and cover
- Junction box included for electrical hook up

### DVM Cameo:

- Millivolt with on/off switch and variable flame height control or electronic ignition in natural gas or propane
- Removable unitized black louver assembly for ease of installation
- Patent field convertible vent technology for venting horizontally or vertically
- Available in two sizes: 36" or 42"
- Optional firebrick and faces available

### DVML Onyx:

- Contemporary clean face design for full glass appearance
- Patent field convertible vent technology for venting horizontally or vertically
- One size to fit your décor: 36"

## STANDARD FEATURES FOR 500DVH

- Large viewing area for a beautiful view of the fire: 731 square inches
- BTU Ratings (Natural and LP gas): 28,000 - 41,000 BTU
- Variable Hi-Lo flame adjustment
- Patent pending field convertible vent technology to vent horizontally or vertically
- Flexible connector with On/Off valve included
- Installs with Simpson Dura Vent 5" x 8" or 4" x 6-5/8" (for vertical venting only) vent pipe
- Field convertible to natural or propane gas
- AFUE rated
- Brilliantly clear ceramic glass
- Available in electronic ignition



Deluxe control panel

## Optional Accessories




Touch Light™ table top/wall mount TLM on/off and TLT thermostat remote control with receiver



BLOTSDV variable thermostat dual blower




Multi-functional Ambient Technologies® remote controls available for all units



Programmable wireless wall thermostat with receiver

See our Ambient Technologies® catalog for a complete line of remotes and thermostats.



Medium and curved trim kits available for DVM and DVH

### Firebrick Options



Tavern Brown



Cottage Red



Olde English for DVML only


### Louver Options For DVM and DVH only



Andirons for DVML



Pewter Louvers



Brass Louvers

### Also Available:

- Classic and Manor Faces for DVM and DVH
- Decorative black mesh screen cover
- Mantels and cabinets for DVM and DVH

## Direct Vent Luxury Fireplace Systems

Model	DVM500 (Cameo)	DVM600 (Cameo)	DVML500 (Onyx)
BTU / HR	21,000 - 30,000 NG / 23,500 - 30,000 LP	22,000 - 32,000 NG / 26,000 - 32,000 LP	22,000 - 34,000 NG / 27,000 - 34,000 LP
FE Ratings (Cdn. Fireplace Efficiency)	71.7% NG / 77.0% LP	71.0% NG / 77.7% LP	70.5% NG / 76.4% LP
Thermal Efficiency	Up to 80%	Up to 80%	Up to 80%
Dimensions (Actual)	41"W x 40 3/8"H x 20 3/4"D	47"W x 40 3/8"H x 20 3/4"D	41"W x 44 3/8"H x 22 1/4"D
Dimensions (Framing)	42"W x 46 1/2"H x 20 3/8"D	48 1/16"W x 46 1/2"H x 20 3/8"D	42 1/2"W x 51"H x 22 1/4"D
Viewing Area	23 3/16"H x 32 3/16"W (746 sq. in.)	23 3/16"H x 39"W (904 sq. in.)	27 5/16"H x 33"W (902 sq. in.)
Blower	Optional	Optional	Optional
<b>Model</b>	<b>500DVH</b>		
BTU / HR	28,000 - 41,000 NG / 28,500 - 41,000 LP		
FE Ratings (Cdn. Fireplace Efficiency)	Up to 85%		
Thermal Efficiency	Up to 80%		
Dimensions (Actual)	41 13/16"W x 40 5/16"H x 20 3/4"D		
Dimensions (Framing)	42 1/16"W x 46 1/2"H x 20 3/8"D		
Viewing Area	32 15/16"W x 22 3/16"H (731 sq. in.)		
Blower	Optional		



# MAJESTIC

A Brand of Monessen Hearth Systems Co.  
149 Cleveland Drive, Paris, Kentucky 40361  
[www.majesticproducts.com](http://www.majesticproducts.com)

Your Majestic Dealer:

To avoid personal injury or property damage, the product described by this brochure must be installed, operated and maintained in strict compliance with the instructions packaged with the product and all applicable building or fire codes. Contact local building or fire officials about restrictions and installation inspection requirements. All photographs and drawings on this brochure are for illustrative purposes only and are not intended for, nor should they be used as a substitute for the instructions packaged with the unit. Appearance and specifications of the product are subject to change without notice. © 2008 Monessen Hearth Systems Co.